


**MIAMI VALLEY**  
Regional Planning Commission

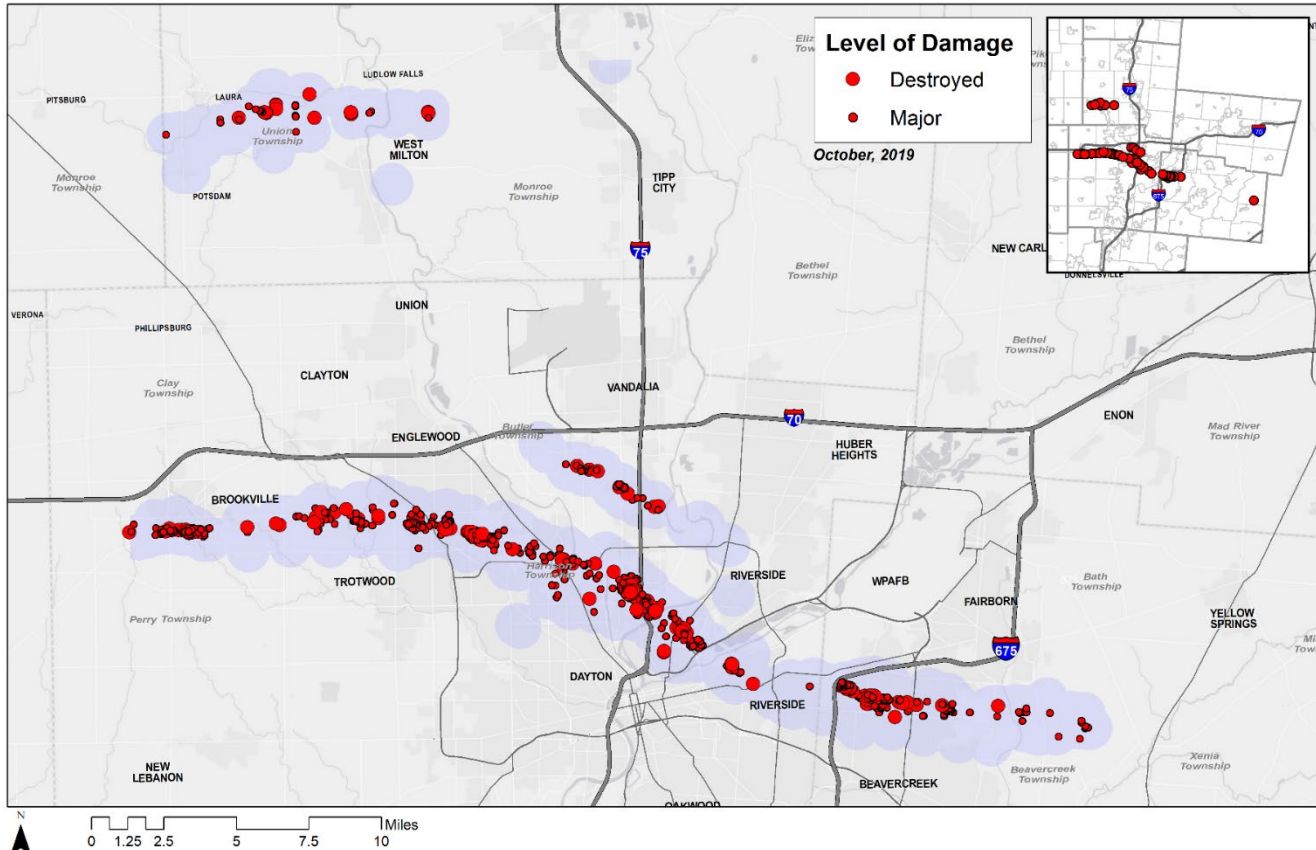
# Long Term Community Recovery Evaluation of Recovery

September 15, 2023

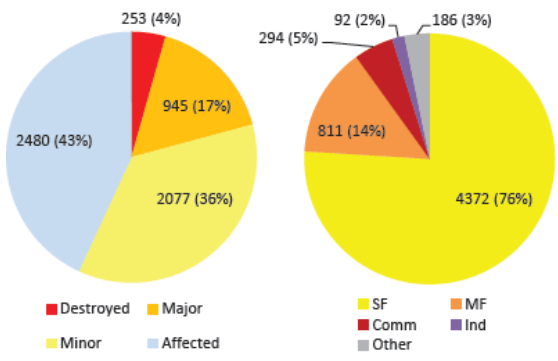




# Evaluation of Recovery: Where We Began



Jurisdiction	# of Properties Impacted	%
<b>GREENE</b>	<b>1178</b>	<b>20.47%</b>
Beavercreek	1039	18.05%
Beavercreek Twp	135	2.35%
Ross Twp	4	0.07%
<b>MIAMI</b>	<b>143</b>	<b>2.48%</b>
Concord Twp	1	0.02%
Potsdam	5	0.09%
Union Twp	137	2.38%
<b>MONTGOMERY</b>	<b>4434</b>	<b>77.05%</b>
Brookville	213	3.70%
Butler Twp	168	2.92%
Clayton	62	1.08%
Dayton	825	14.34%
Englewood	54	0.94%
Harrison Twp	1850	32.15%
Perry Twp	48	0.83%
Riverside	63	1.09%
Trotwood	1106	19.22%
Vandalia	45	0.78%
<b>TOTAL</b>	<b>5755</b>	<b>100.00%</b>



	Destroyed	Major	Minor	Affected
<b>Single Family</b>	142 (56.1%)	723 (76.5%)	1721 (76.5%)	1786 (72.0%)
<b>Multi Family</b>	32 (12.6%)	120 (12.5%)	143 (6.9%)	516 (20.8%)
<b>Commercial</b>	49 (19.4%)	51 (5.4%)	109 (5.2%)	85 (3.4%)
<b>Industrial</b>	11 (4.3%)	22 (2.3%)	30 (1.4%)	29 (1.2%)
<b>Other</b>	19 (7.5%)	29 (3.1%)	74 (3.6%)	64 (2.6%)
<b>TOTAL</b>	<b>253 (100%)</b>	<b>945 (100%)</b>	<b>2077 (100%)</b>	<b>2480 (100%)</b>



# Evaluation of Recovery: Current Challenges

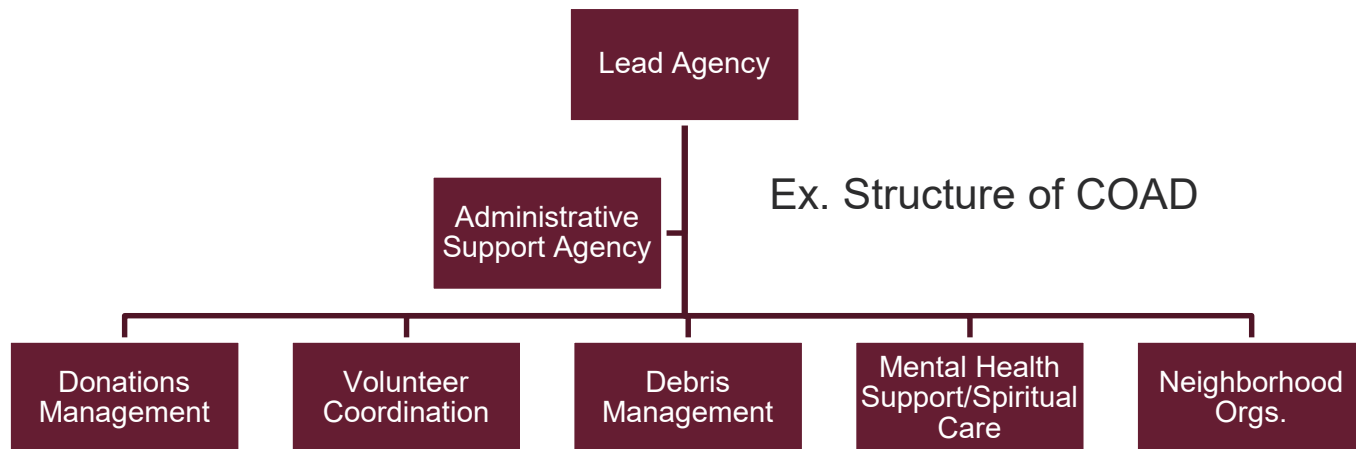
---

- Most significant challenges still present for recovery:
  - Solutions to properties that have not yet seen progress.
  - In many cases, buildings were vacant and in poor condition prior to the tornadoes, and thus those property owners are not improving their assets.
  - In some cases, they are privately owned businesses or multi-unit dwellings that lacked adequate property insurance or misdirected insurance proceeds resulted in incomplete property repairs.



# Evaluation of Recovery: Preparedness & Resiliency

- Current work related to recovery:
  - Working with group to establish a Community Organization Active in Disaster (COAD)
    - Primary focus to support response efforts within the first 72 hours of event
      - \*\*Please note a COAD is separate from a long term recovery operations group, but can work in tandem.
  - Will identify resources across a six county region to aid in recovery efforts



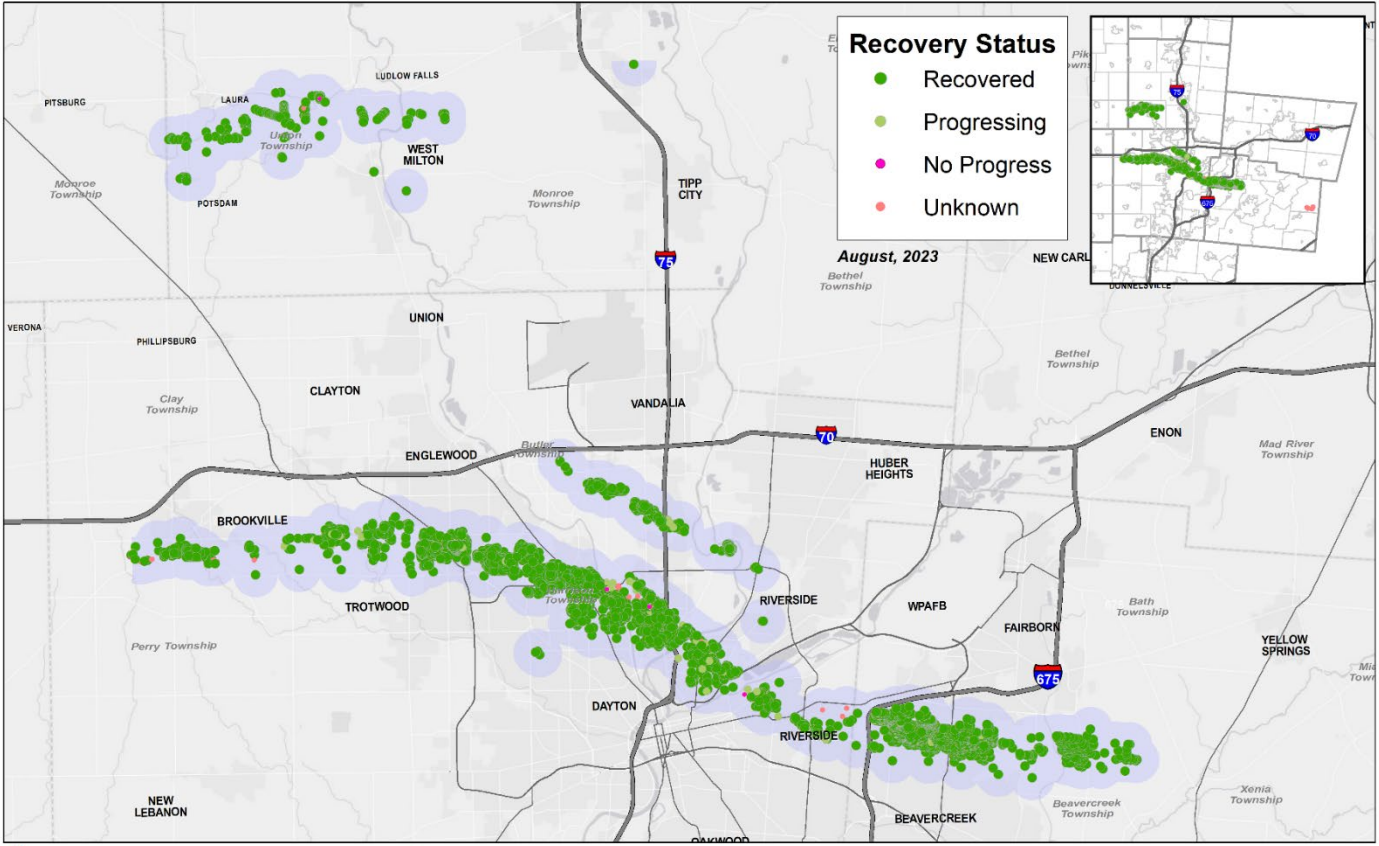
# Evaluation of Recovery: Preparedness & Resiliency

---

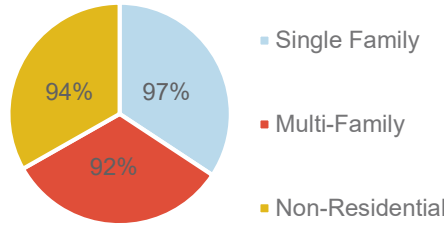
- Current work related to recovery:
  - Harrison Township and City of Trotwood Market Analysis
    - Part of EDA disaster recovery grant that provides comprehensive planning services for economic development within distressed communities in the direct disaster impact areas
  - Will give communities understanding of
    - current market conditions of the community
    - strengths and challenges for development
    - target industries to support economic growth
    - recommended policy updates to support viable uses of development
  - Expected completion 12/31/2023



# Evaluation of Recovery: Where We Are Now



Units Recovered (%) as of April 2023



	Total	Recovered	Progressing	Recovery %
<b>Single Family</b>	4,333	4,089	119	97%
<b>Multi-Family</b>	481	437	5	92%
<b>Non-Residential</b>	512	453	26	94%



# Evaluation of Recovery: Where We Are Now

---

- At the December 2022 meeting the board approved a transition plan related to oversight of recovery
- Key Points:
  - Reduced phases from three to two
  - Approved to meet on a semi-annual basis
  - Will evaluate stages of recovery at end of each year to determine further involvement of board leadership
- Discussion of Board role related to Long Term Community Recovery
  - Options:
    - Continue to meet 2x per year (current model)
    - Reduce meeting times per year and focus leadership oversight surrounding resiliency and policy advancement related to disaster recovery
    - Dissolve board as it is determined board oversight is no longer needed





# Questions / Comments